






2014]

*A RISING ORESTAR*

75



19  
 I  
 F  
 O  
 O  
 O  
 O  
 E D  
 I  
 W  
 O  
 I P II,  
 W  
 O  
 I P III,  
 O  
 I P IV,  
 O

II. CAMPAIGN FINANCE ENFORCEMENT & OREGON

A. C F E  
 A  
 E C (FEC). T FEC F

---

19. S B , A , & T , 8, 229.


A C F E G T L  
 20 T  
 FEC  
 T  
 G  
 T G M G  
 FEC  
 21 T FEC  
 R  
 D 22 T  
 23 T FEC  
 A F P  
 H 24  
 FEC  
 T  
 FEC  
 25  
 26 FEC  
 N ; S

20. DEMOCRACY 21, 8, 5.  
 21. S L E, N W T B R FEC  
 R, 79 S.C. L.R. 1155 (2006) ( W W  
 FEC ); M M.F. T D W K ? E

H FEC  
W S H  
FEC  
FEC ( )  
FEC  
FEC  
B FEC  
I

2014]

*A RISING ORESTAR*





2014]

A RISING ORESTAR

81

§ 43 I 44  
 FEC, 2000, (ADR) A A D  
 R (AF)  
 P  
 FEC T ADR  
 AF  
 I  
 T FEC I  
 ( )  
 45 U FEC  
 B T FEC  
 2000, W  
 O  
 B. T O C S  
 O F PAC  
 ( ) O  
 M U V  
 ( )<sup>46</sup> O


43. S . 76 77.  
 44. S . 10 12  
 45. S . 19  
 46. C L A O , NAT'L CONF. OF ST. LEGISLATURE (O . 3,

, PAC,  
O O E D<sup>47</sup> S  
A O  
<sup>48</sup>  
<sup>49</sup> U F R P

2014]

A RISING ORESTAR

83



A . . . . .

2014]

*A RISING ORESTAR*

85



1996-2012.<sup>71</sup> C  
E D W 9,022 O  
<sup>72</sup> W  
E D

2014]

*A RISING ORESTAR*

87

T  
 A  
 O E D A  
 F 1.

F 1:A E H L I T -P  
 M

O  
 2008. U. 2004 1996  
 73 T

74  
 I  
 E D ? T  
 I E D 75  
 W W A  
 76 I  
 77 T  
 W E W D  
 C F  
 C E D

---

74. S. J. M. O. H. \$23, OREGONIAN, N. 17, 2012, //  
 /2012/11/  
 75. F. 1997, 2011, E. D. \$4, \$6.5  
 S. OR. LEGISLATIVE FISCAL OFFICE, ANALYSIS OF THE LEGISLATIVELY  
 ADOPTED BUDGET (2011).  
 76. S. B. 30.  
 77. S. B. , A. , & T. 8, 230.



2014]


A RISING ORESTAR

89



T. 3: T D E N I T -P  
F G

E C	F G
1996	6 (67%)
1998	11 (50%)
2000	25 (64%)
2002	17 (68%)
2004	20 (45%)
2006	42 (70%)
2008	31 (45%)
2010	34 (54%)
2012	26 (48%)





2014]

A RISING ORESTAR

91


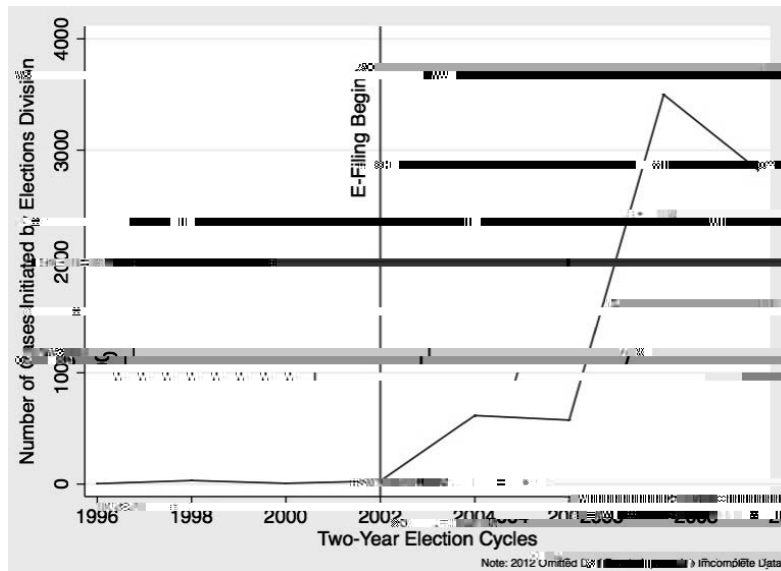
T. 4: T D E M E T -P  
G R P O \$1,000

W  
U  
T  
A G 79  
T  
W E D  
E T B D

N  
T  
2004  
10.1 5 T 2004,



F, 2 A E, H L, I E  
D, M



81. OREGON SECRETARY OF STATE, ELECTIONS DIVISION, CAMPAIGN FINANCE MANUAL 67 (2012).

82 F. ORESTAR, 1.5% ORESTAR-  
 I O E D P  
 2004, O E D  
 J D N I  
 M N I  
 F G O  
 E D ORESTAR:  
 B 2011, E D  
 G 2012, SOS-  
 T  
 W O E D  
 \$1,000.

---

82. AYRES & BRAITHWAITE, 7, 35 39; 34.

ME (

ME (



2014]

A RISING ORESTAR

97

2008. T  
 E D B  
 O I O  
 F A  
 O  
 G A  
 O

11.8( )7 15.4.6  
 98.5 11.6( )10.3 98.5 11.6( )-215( )-256 98.6( )8.9( )JTJ0.0014

St. G  
P .6T 0.3305D . . -1.5( E 6 . )5-0 6 . 8( ' ' -[ (

2014]

*A RISING ORESTAR*

99



